




Customized Industrial Duty Power Units



*Fully
Engineered
Customer
Specified
Packages*

Custom Power Units offer the convenience of a professionally engineered and tested assembled package eliminating design, sourcing, fabrication and testing from your schedule. Most Power Units are available for shipment in 4-6 weeks. Let us help you design your next high pressure system. Complete our Power Unit quotation form on our [web site](#) under Power Units or in the **Power Unit Brochure**.



- Heavy-duty horizontal or stacked base for maximum weight load and minimum flexing.
- Heavy-duty bolt-down shock mounts provide easy leveling and shock absorption.
- Flexible drive options including 50 or 60Hz electric motor, variable frequency drive, gas or diesel engines, or hydraulic motor drives.
- Primary pressure regulating valve and secondary safety relief valve provide system pressure setting and protection.
- Captive acceleration tube (C.A.T.) to minimize inlet surging, spikes and cavitation.
- Bladder type, nitrogen pre-charged pulsation dampeners increase the life of the pump and system components.
- System options such as handle and wheels for portability, custom paint, enclosures, and additional system accessories are available.



**CAT
PUMPS**
The Pumps with Nine Lives
www.catpumps.com